

# Windham High School: 2017 NH YRBS Preliminary Report

---

## Drug Use - Behaviors: Time Trends, By Sex, and By Grade

Windham High School is in the Greater Derry Public Health Region and is served by the Bridges crisis center.

## PRELIMINARY RESULTS (v1.2)

This report contains preliminary results for 2017. All 2017 results are subject to change when the CDC returns the final dataset to the State, expected in early 2018. Please use caution when referring to and using these preliminary data until the final data set is received from the CDC. This report contains results for all questions asked on any YRBS survey since 2007. Note, access to regional level results were first made available in 2015 and are not available prior to that year.

## State and Regional Estimates

State and Regional estimates are calculated from a random sample developed using scientific survey methods. These methods ensure the respondents are representative of students in the region in the State. These estimates account for student, classroom, school, and regional factors. The random sample is not designed to provide school level estimates.

## School Level Estimates

The 2017 survey response rate at Windham High School was 87% where 786 of 901 students took the survey. **School level estimates are unweighted and based on a convenience sample of students in attendance, and not opting out of participation in the YRBS, on a given date and time during the school year.** However, because participation was relatively high the school estimates may still be representative of the entire school population. Results could be less representative if specific classrooms or classroom types were not included in the survey. We have attempted to estimate how many students in the school actually fall within each risk category. We did this by scaling up the students responding in the survey using school enrollment data.

Estimates number and percentage were suppressed (\*) if the underlying sample size was <60 respondents and/or cell sizes are between 1 and 5.

## Help and assistance

### Questions on this report (NH YRBS Community level preliminary report)

Health Statistics and Data Management

Division of Public Health Services - State of NH

NH.YouthRiskBehaviorSurvey@dhhs.nh.gov; (603) 271-4988;

### Additional technical assistance for YRBS related information

NH Center for Excellence

nhcenterforexcellence@jsi.com; (603) 573-3300

<http://nhcenterforexcellence.org/center-services/request-ta/>

## Change Log

**v1.2:** Indicators revised to display by CDC question direction as greater risk; and, revised methodology to more accurately display number of students projected based on school enrollment data.

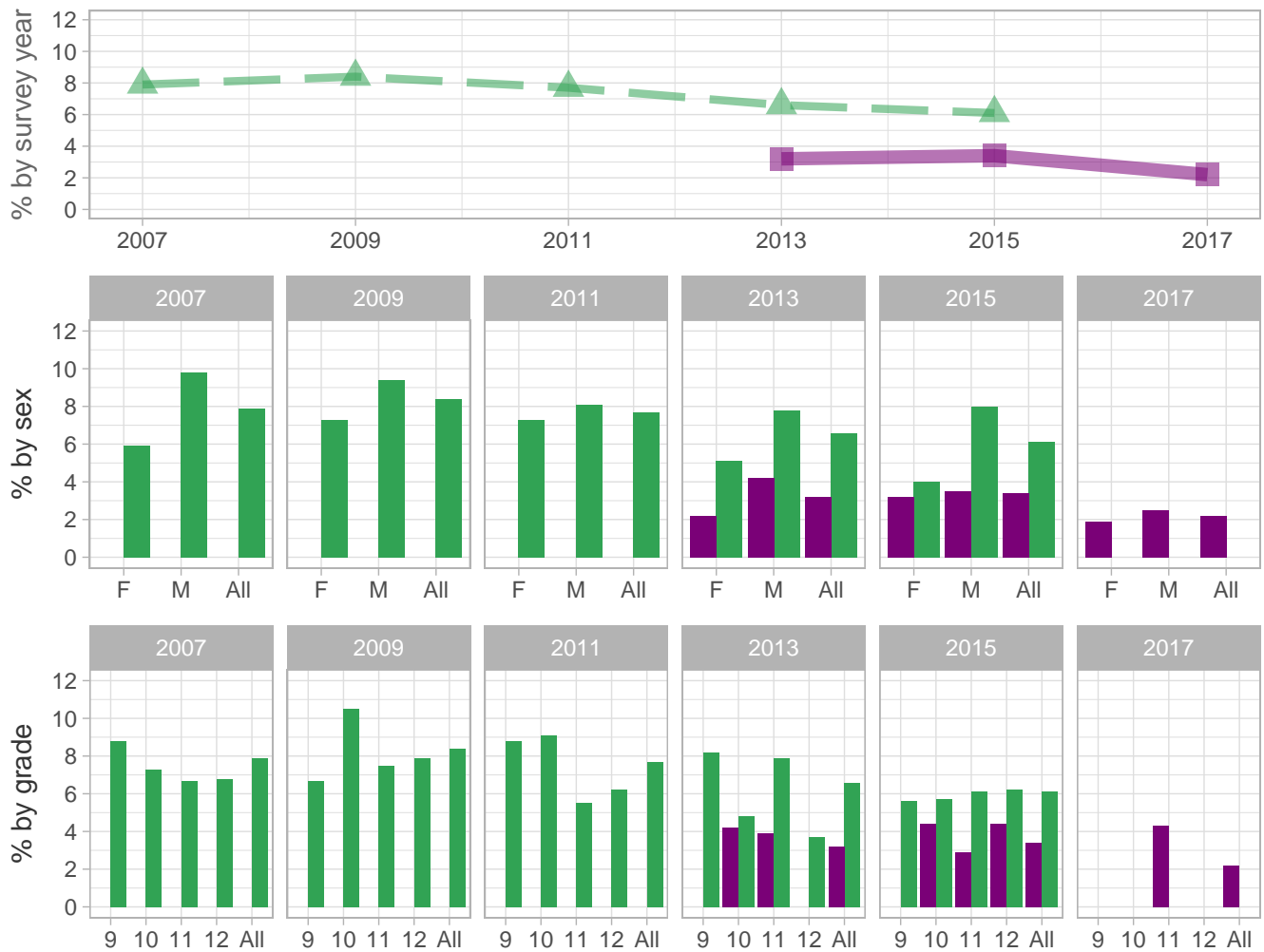
**v1.1:** School estimates corrected to include CDC sample - report sent 8/31-9/1

**v1.0:** Initial report sent 8/29

 School  Region  NH

## Drug Use – Behaviors

Percent of students who tried marijuana (for the first time) before age 13 years



School-level by Sex and Grade

		2009(pct)	2011(pct)	2013(pct)	2015(pct)	2017(pct)	2017(n)
By sex	F	-	*	2.2	3.2	1.9	9
	M	-	*	4.2	3.5	2.5	12
By grade	9th	-	*	*	*	*	*
	10th	-	*	4.2	4.4	*	*
	11th	-	-	3.9	2.9	4.3	10
	12th	-	-	*	4.4	*	*
All	All	-	*	3.2	3.4	2.2	20

How the question was actually asked: How old were you when you tried marijuana for the first time?; a: I have never tried marijuana ; b: 8 years old or younger ; c: 9 or 10 years old ; d: 11 or 12 years old ; e: 13 or 14 years old ; f: 15 or 16 years old ; g: 17 years old or older;

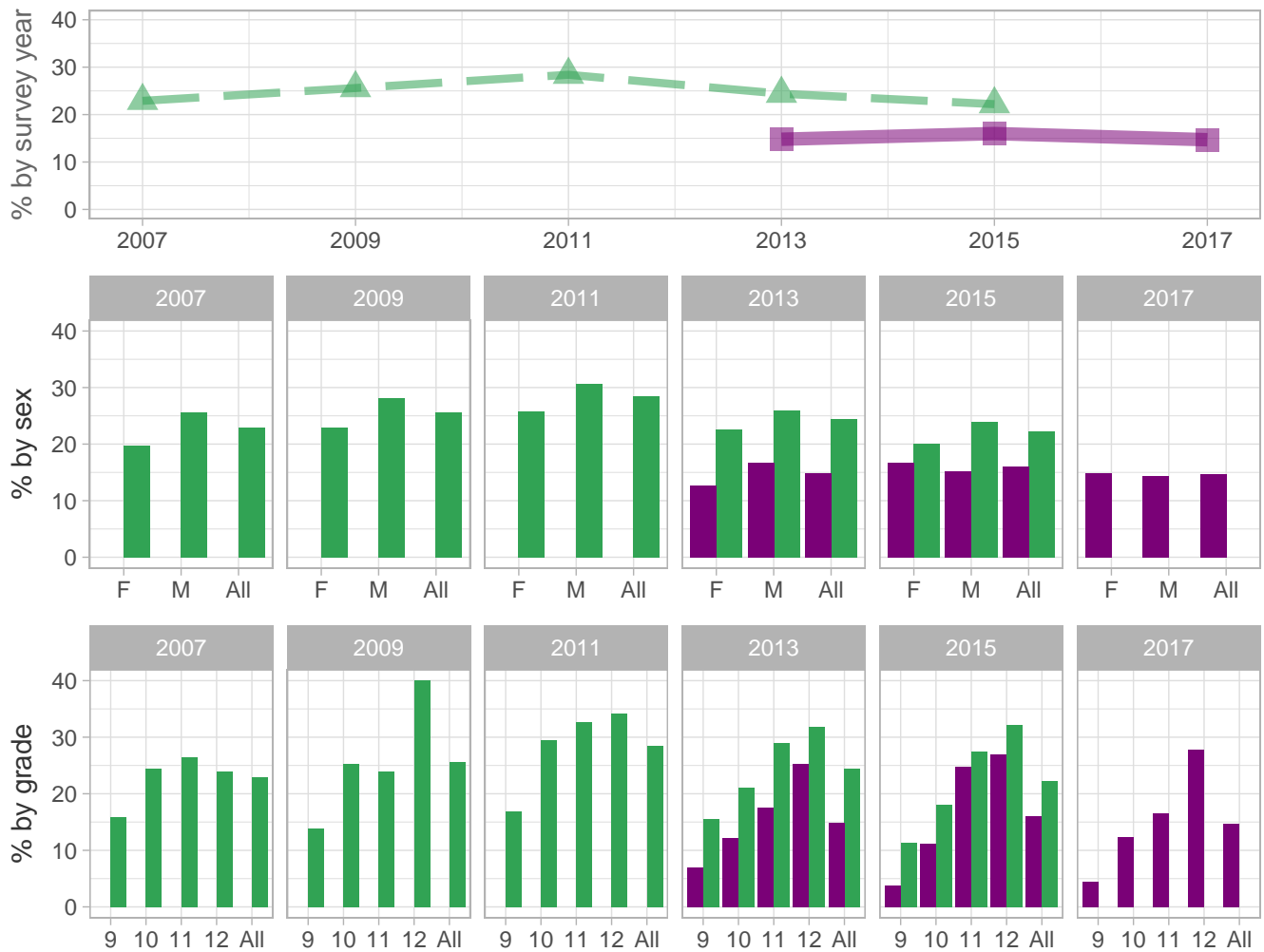
Percent (pct): numerator: bcd; denominator: abcdefg; qid: 40; 2007q40; 2009q37; 2011q40; 2013q46; 2015q42; 2017q44;  
Number (n): Estimated number of students projected based on school enrollment data.

-: Data not available; \*: Suppressed due to small cell sizes.

 School 
  Region 
  NH

## Drug Use – Behaviors

Percent of students who used marijuana one or more times during the past 30 days



School-level by Sex and Grade

		2009(pct)	2011(pct)	2013(pct)	2015(pct)	2017(pct)	2017(n)
<b>By sex</b>	F	-	*	12.7	16.7	14.9	64
	M	-	*	16.7	15.2	14.3	67
<b>By grade</b>	9th	-	*	6.9	3.8	4.4	12
	10th	-	*	12.2	11.2	12.4	28
	11th	-	-	17.6	24.7	16.6	36
	12th	-	-	25.2	27.0	27.8	53
<b>All</b>	All	-	*	14.8	16.0	14.7	133

How the question was actually asked: During the past 30 days, how many times did you use marijuana?; a: 0 times ; b: 1 or 2 times ; c: 3 to 9 times ; d: 10 to 19 times ; e: 20 to 39 times ; f: 40 or more times;

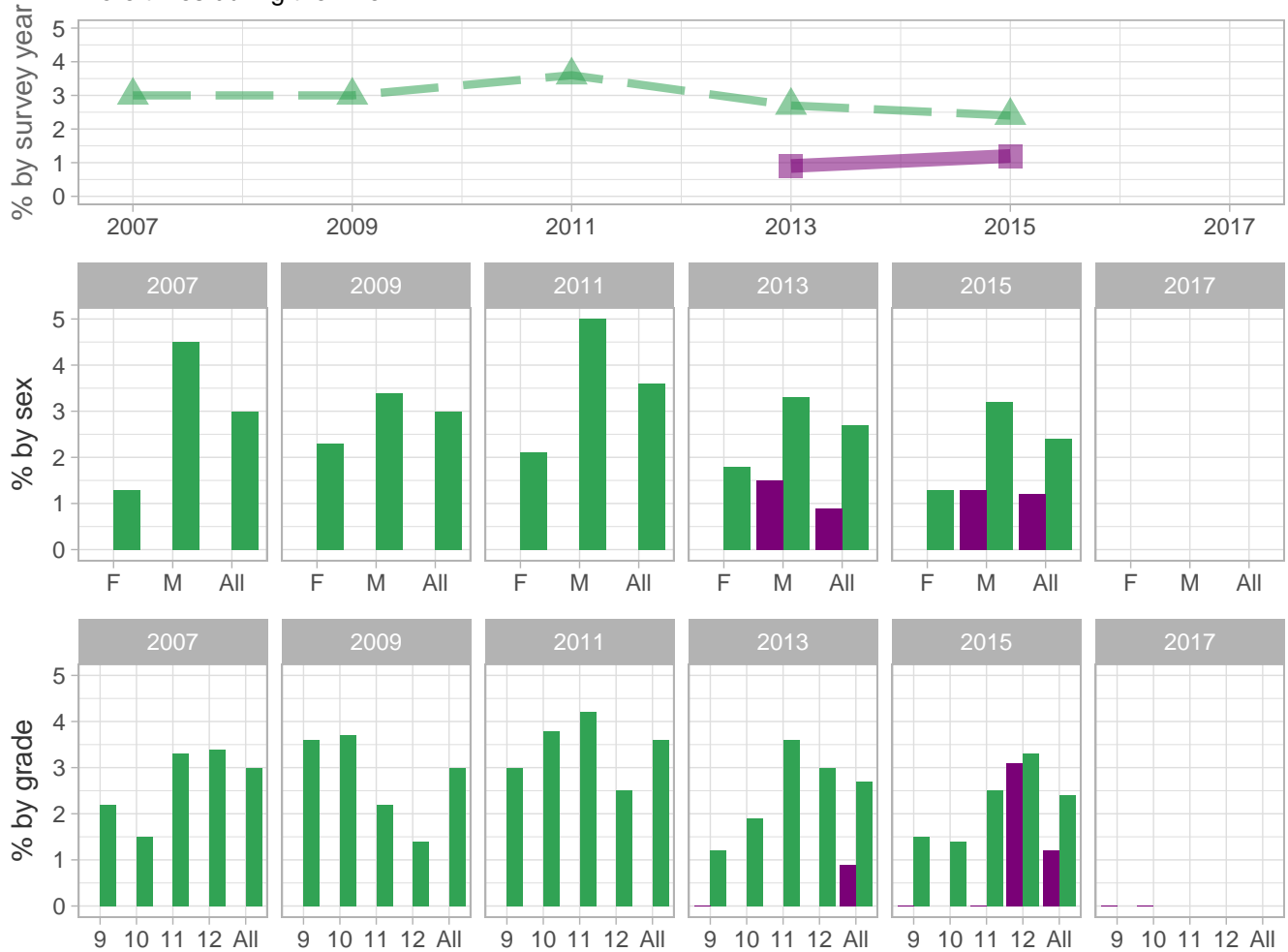
Percent (pct): numerator: bcdef; denominator: abcdef; qid: 41; 2007q41; 2009q38; 2011q41; 2013q47; 2015q43; 2017q45;  
Number (n): Estimated number of students projected based on school enrollment data.

-: Data not available; \*: Suppressed due to small cell sizes.

 School 
  Region 
  NH

### Drug Use – Behaviors

Percent of students who ever used heroin (also called "smack", "junk", or "China white") one or more times during their life



School-level by Sex and Grade

		2009(pct)	2011(pct)	2013(pct)	2015(pct)	2017(pct)	2017(n)
By sex	F	-	*	*	*	*	*
	M	-	*	1.5	1.3	*	*
By grade	9th	-	*	0.0	0.0	0.0	0
	10th	-	*	*	*	0.0	0
	11th	-	-	*	0.0	*	*
	12th	-	-	*	3.1	*	*
All	All	-	*	0.9	1.2	*	*

How the question was actually asked: During your life, how many times have you used heroin (also called smack, junk, or China White)?; a: 0 times ; b: 1 or 2 times ; c: 3 to 9 times ; d: 10 to 19 times ; e: 20 to 39 times ; f: 40 or more times;

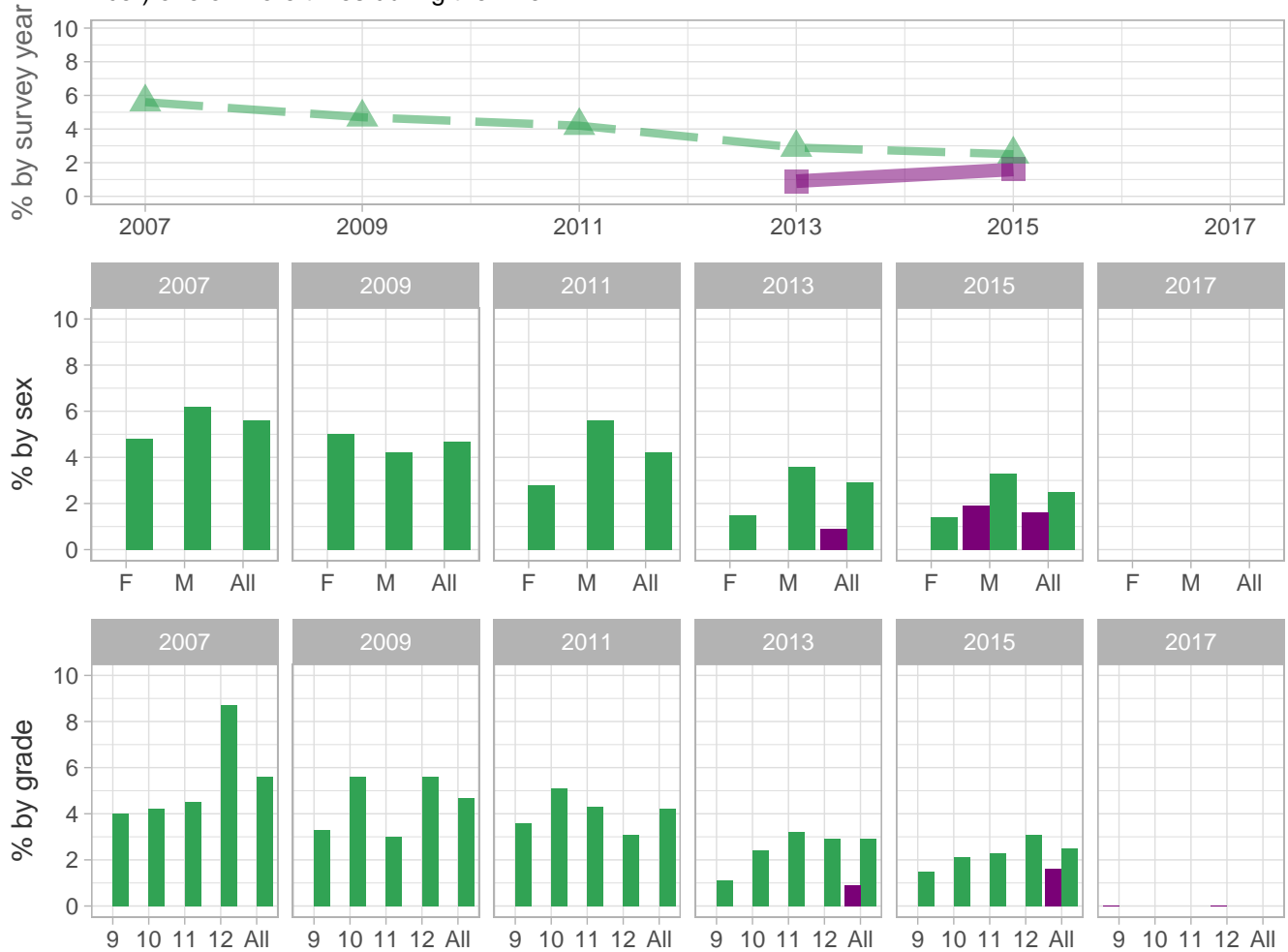
Percent (pct): numerator: bcdef; denominator: abcdef; qid: 46; 2007q46; 2009q47; 2011q50; 2013q51; 2015q47; 2017q46; Number (n): Estimated number of students projected based on school enrollment data.

-: Data not available; \*: Suppressed due to small cell sizes.

 School
  Region
  NH

### Drug Use – Behaviors

Percent of students who ever used methamphetamines (also called "speed", "crystal", "crank", or "ice") one or more times during their life



School-level by Sex and Grade

		2009(pct)	2011(pct)	2013(pct)	2015(pct)	2017(pct)	2017(n)
<b>By sex</b>	F	-	*	*	*	*	*
	M	-	*	*	1.9	*	*
<b>By grade</b>	9th	-	*	*	*	0.0	0
	10th	-	*	*	*	*	*
	11th	-	-	*	*	*	*
	12th	-	-	*	*	0.0	0
<b>All</b>	All	-	*	0.9	1.6	*	*

How the question was actually asked: During your life, how many times have you used methamphetamines (also called speed, crystal, crank, or ice)?; a: 0 times ; b: 1 or 2 times ; c: 3 to 9 times ; d: 10 to 19 times ; e: 20 to 39 times ; f: 40 or more times;

Percent (pct): numerator: bcdef; denominator: abcdef; qid: 47; 2007q47; 2009q48; 2011q51; 2013q52; 2015q48; 2017q47;

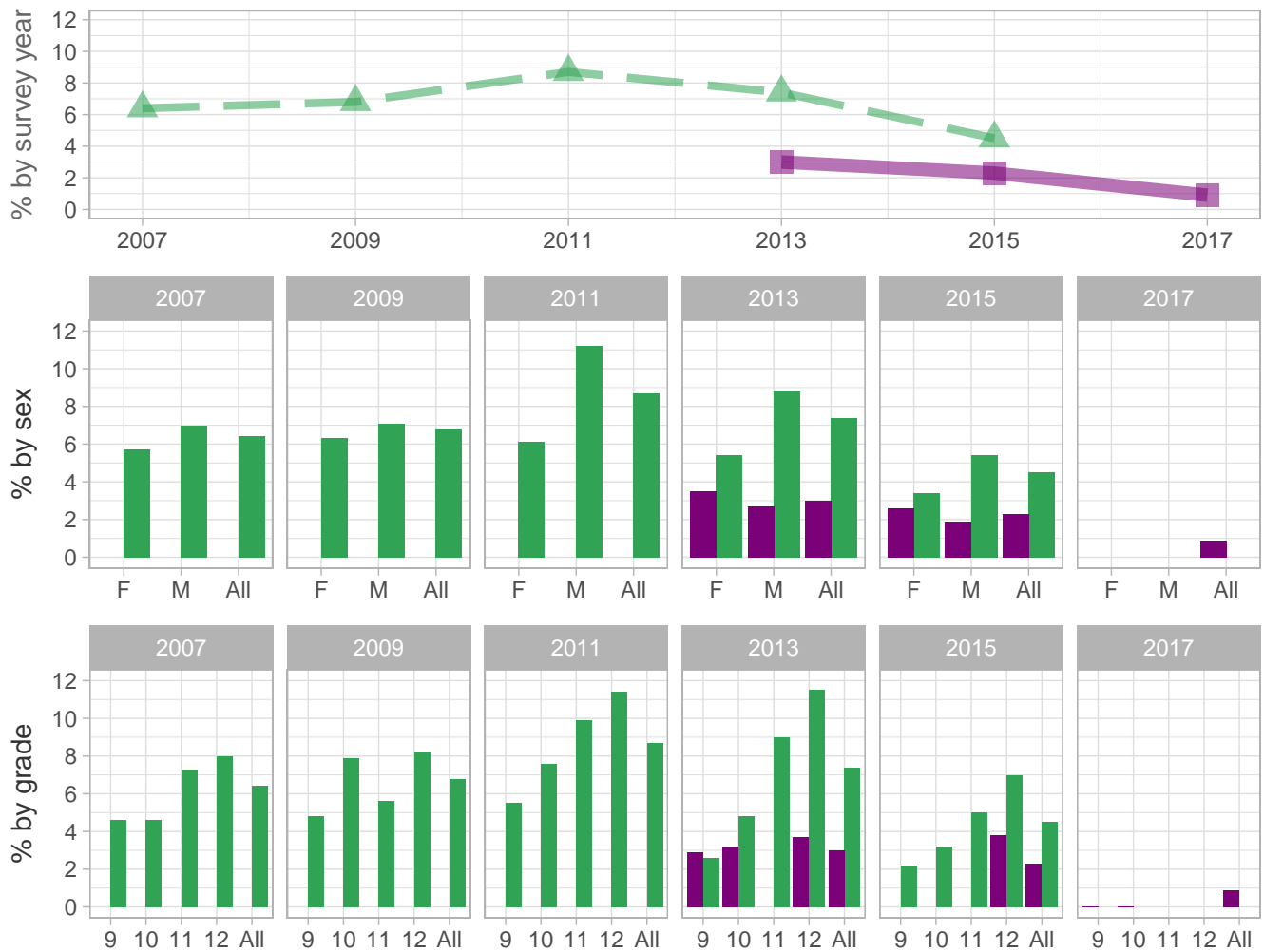
Number (n): Estimated number of students projected based on school enrollment data.

-: Data not available; \*: Suppressed due to small cell sizes.

 School  Region  NH

## Drug Use – Behaviors

Percent of students who ever used ecstasy (also called "MDMA") one or more times during their life



School-level by Sex and Grade

		2009(pct)	2011(pct)	2013(pct)	2015(pct)	2017(pct)	2017(n)
By sex	F	-	*	3.5	2.6	*	*
	M	-	*	2.7	1.9	*	*
By grade	9th	-	*	2.9	*	0.0	0
	10th	-	*	3.2	*	0.0	0
	11th	-	-	*	*	*	*
	12th	-	-	3.7	3.8	*	*
All	All	-	*	3.0	2.3	0.9	9

How the question was actually asked: During your life, how many times have you used ecstasy (also called MDMA)?; a: 0 times ; b: 1 or 2 times ; c: 3 to 9 times ; d: 10 to 19 times ; e: 20 to 39 times ; f: 40 or more times;

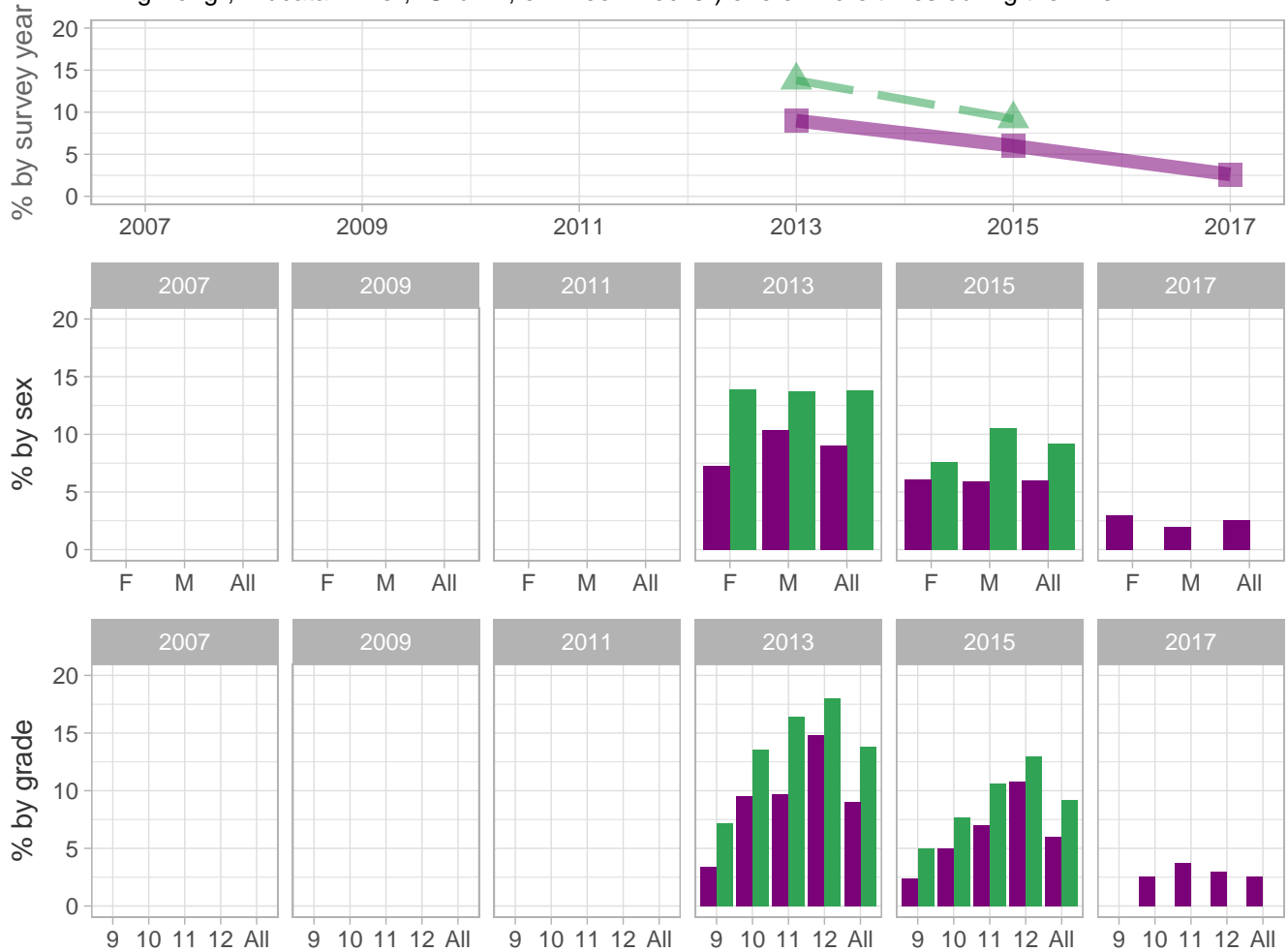
Percent (pct): numerator: bcdef; denominator: abcdef; qid: 48; 2007q48; 2009q49; 2011q52; 2013q53; 2015q49; 2017q48; Number (n): Estimated number of students projected based on school enrollment data.

-: Data not available; \*: Suppressed due to small cell sizes.

 School
  Region
  NH

### Drug Use – Behaviors

Percent of students who ever used synthetic marijuana (also called "K2", "Spice", "fake weed", "King Kong", "Yucatan Fire", "Skunk", or "Moon Rocks") one or more times during their life



School-level by Sex and Grade

		2009(pct)	2011(pct)	2013(pct)	2015(pct)	2017(pct)	2017(n)
<b>By sex</b>	F	-	-	7.3	6.1	3.0	13
	M	-	-	10.4	5.9	2.0	10
<b>By grade</b>	9th	-	-	3.4	2.4	*	*
	10th	-	-	9.5	5.0	2.6	6
	11th	-	-	9.7	7.0	3.7	9
	12th	-	-	14.8	10.8	3.0	6
<b>All</b>	All	-	-	9.0	6.0	2.6	24

How the question was actually asked: During your life, how many times have you used synthetic marijuana (also called K2, Spice, fake weed, King Kong, Yucatan Fire, Skunk, or Moon Rocks)?; a: 0 times ; b: 1 or 2 times ; c: 3 to 9 times ; d: 10 to 19 times ; e: 20 to 39 times ; f: 40 or more times;

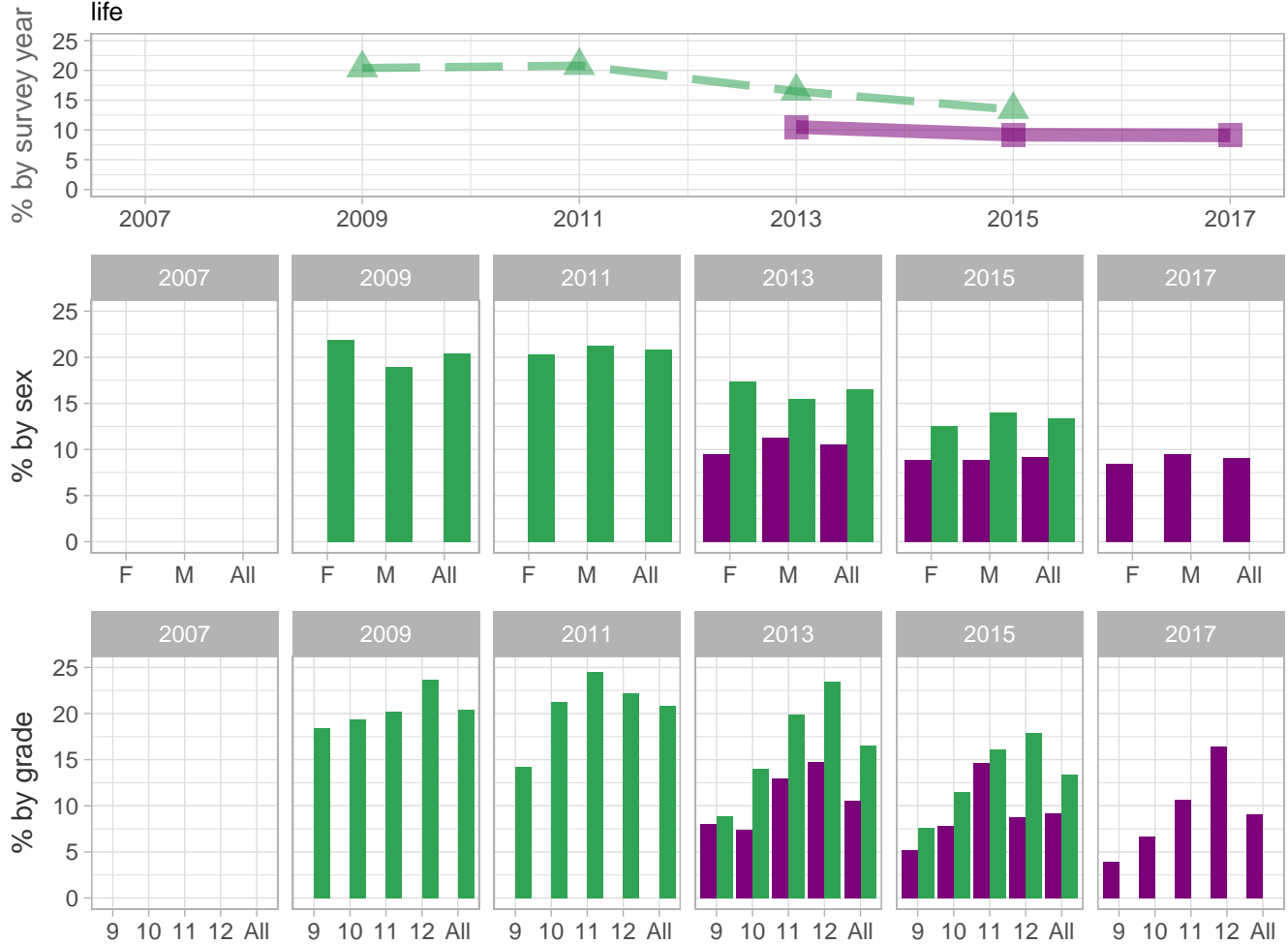
Percent (pct): numerator: bcdef; denominator: abcdefg; qid: 155; 2007q999; 2009q999; 2011q999; 2013q48; 2015q50; 2017q49; Number (n): Estimated number of students projected based on school enrollment data.

-: Data not available; \*: Suppressed due to small cell sizes.

 School
  Region
  NH

### Drug Use – Behaviors

Percent of students who ever took prescription drugs without a doctor's prescription (such as Oxycontin, Percocet, Vicodin, codeine, Adderall, Ritalin, or Xanax) one or more times during their life



School-level by Sex and Grade

		2009(pct)	2011(pct)	2013(pct)	2015(pct)	2017(pct)	2017(n)
<b>By sex</b>	F	-	*	9.5	8.9	8.4	36
	M	-	*	11.3	8.9	9.5	44
<b>By grade</b>	9th	-	*	8.0	5.2	3.9	11
	10th	-	*	7.4	7.8	6.7	16
	11th	-	-	13.0	14.6	10.7	24
	12th	-	-	14.8	8.8	16.4	32
<b>All</b>	<b>All</b>	-	*	10.5	9.2	9.1	83

How the question was actually asked: During your life, how many times have you taken a prescription drug (such as OxyContin, Percocet, Vicodin, codeine, Adderall, Ritalin, or Xanax) without a doctor's prescription?; a: 0 times ; b: 1 or 2 times ; c: 3 to 9 times ; d: 10 to 19 times ; e: 20 to 39 times ; f: 40 or more times;

Percent (pct): numerator: bcdef; denominator: abcdef; qid: 101; 2007q999; 2009q42; 2011q45; 2013q54; 2015q51; 2017q50; Number (n): Estimated number of students projected based on school enrollment data.

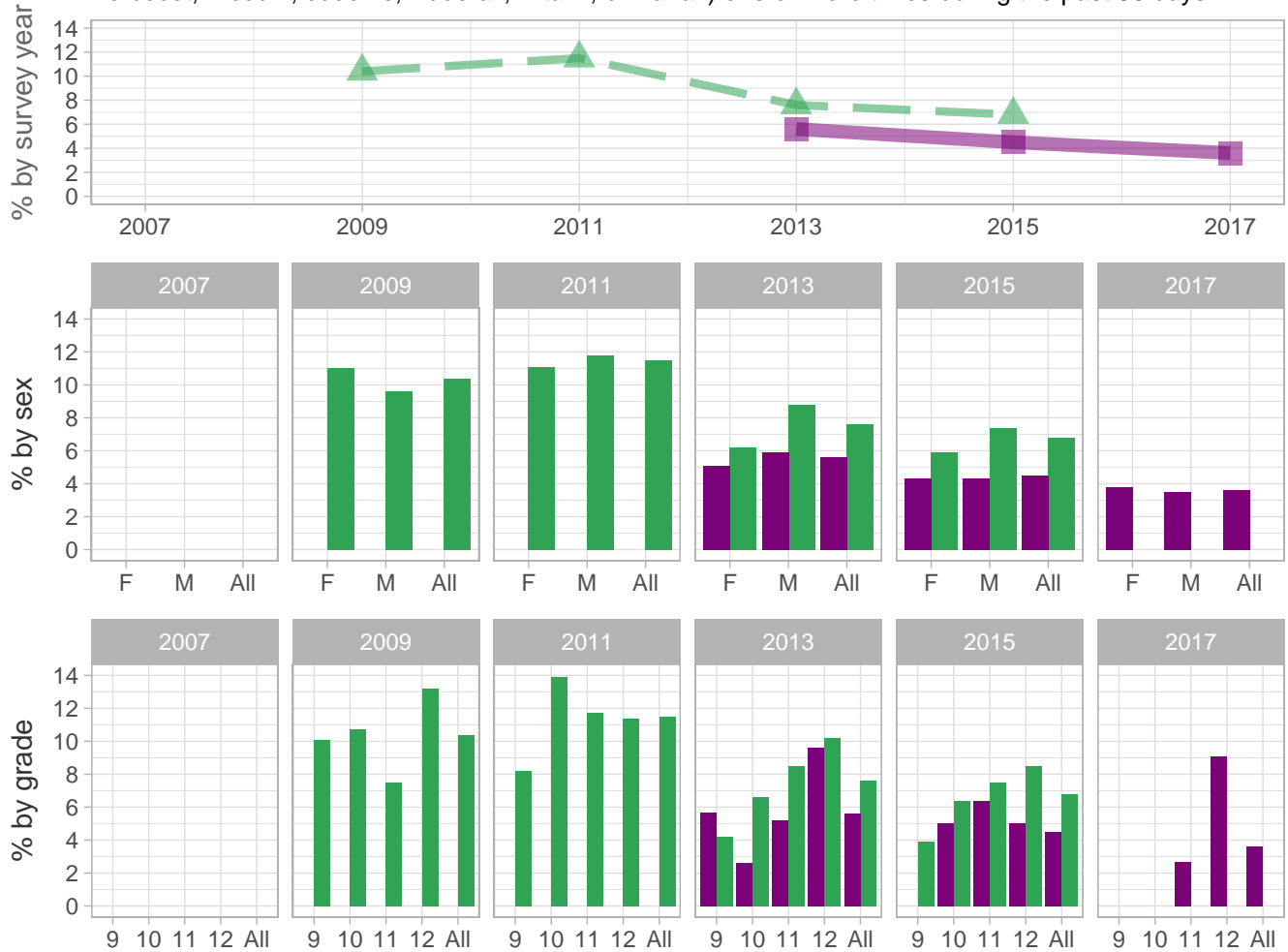
-: Data not available; \*: Suppressed due to small cell sizes.



 School
  Region
  NH

### Drug Use – Behaviors

Percent of students who took prescription drugs without a doctor's prescription (such as Oxycontin, Percocet, Vicodin, codeine, Adderall, Ritalin, or Xanax) one or more times during the past 30 days



School-level by Sex and Grade

		2009(pct)	2011(pct)	2013(pct)	2015(pct)	2017(pct)	2017(n)
By sex	F	-	*	5.1	4.3	3.8	17
	M	-	*	5.9	4.3	3.5	17
By grade	9th	-	*	5.7	*	*	*
	10th	-	*	2.6	5.0	*	*
	11th	-	-	5.2	6.4	2.7	6
	12th	-	-	9.6	5.0	9.1	18
All	All	-	*	5.6	4.5	3.6	33

How the question was actually asked: During the past 30 days, how many times did you take a prescription drug (such as OxyContin, Percocet, Vicodin, codeine, Adderall, Ritalin, or Xanax) without a doctor's prescription?; a: 0 times ; b: 1 or 2 times ; c: 3 to 9 times ; d: 10 to 19 times ; e: 20 to 39 times ; f: 40 or more times;

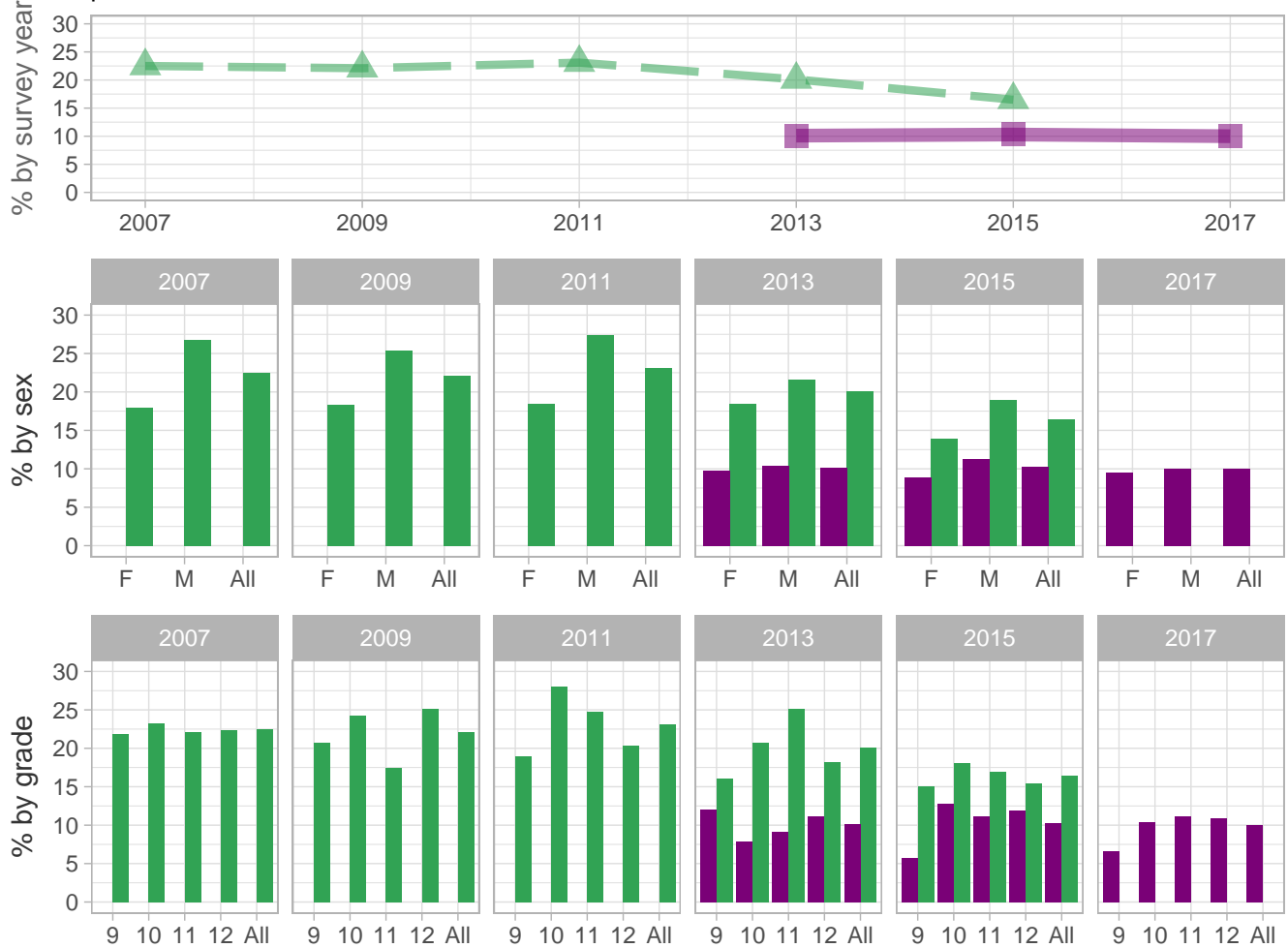
Percent (pct): numerator: bcdef; denominator: abcdef; qid: 102; 2007q999; 2009q43; 2011q46; 2013q55; 2015q52; 2017q51; Number (n): Estimated number of students projected based on school enrollment data.

-: Data not available; \*: Suppressed due to small cell sizes.

 School
  Region
  NH

### Drug Use – Behaviors

Percent of students who were offered, sold, or given an illegal drug on school property during the past 12 months



School-level by Sex and Grade

		2009(pct)	2011(pct)	2013(pct)	2015(pct)	2017(pct)	2017(n)
<b>By sex</b>	F	-	*	9.8	8.9	9.5	41
	M	-	*	10.4	11.3	10.0	47
<b>By grade</b>	9th	-	*	12.0	5.7	6.6	18
	10th	-	*	7.9	12.8	10.4	24
	11th	-	-	9.1	11.1	11.2	25
	12th	-	-	11.1	11.9	10.9	21
<b>All</b>	All	-	*	10.1	10.3	10.0	91

How the question was actually asked: During the past 12 months, has anyone offered, sold, or given you an illegal drug on school property?; a: Yes ; b: No;

Percent (pct): numerator: a; denominator: ab; qid: 51; 2007q51; 2009q51; 2011q54; 2013q56; 2015q53; 2017q52;

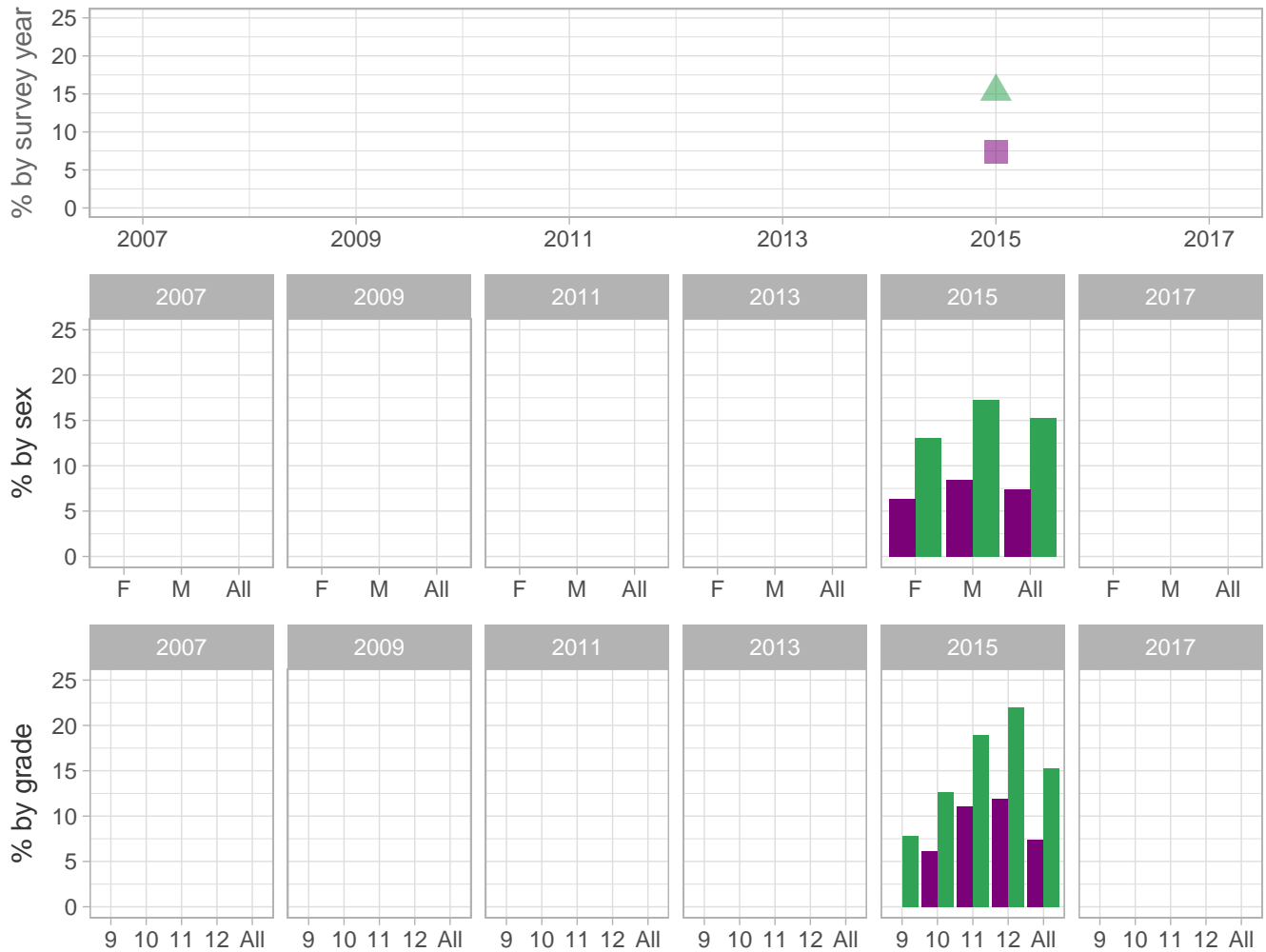
Number (n): Estimated number of students projected based on school enrollment data.

-: Data not available; \*: Suppressed due to small cell sizes.

 School  Region  NH

## Drug Use – Behaviors

Percent of students who ever came to school high on marijuana during their life



School-level by Sex and Grade

		2009(pct)	2011(pct)	2013(pct)	2015(pct)	2017(pct)	2017(n)
<b>By sex</b>	F	-	-	-	6.3	-	-
	M	-	-	-	8.4	-	-
<b>By grade</b>	9th	-	-	-	*	-	-
	10th	-	-	-	6.1	-	-
	11th	-	-	-	11.1	-	-
	12th	-	-	-	11.9	-	-
<b>All</b>	<b>All</b>	-	-	-	7.4	-	-

How the question was actually asked: During your life, have you ever come to school high on marijuana?; a: Yes; b: No;

Percent (pct): numerator: a; denominator: ab; qid: 173; 2007q999; 2009q999; 2011q999; 2013q999; 2015q44; 2017q999;

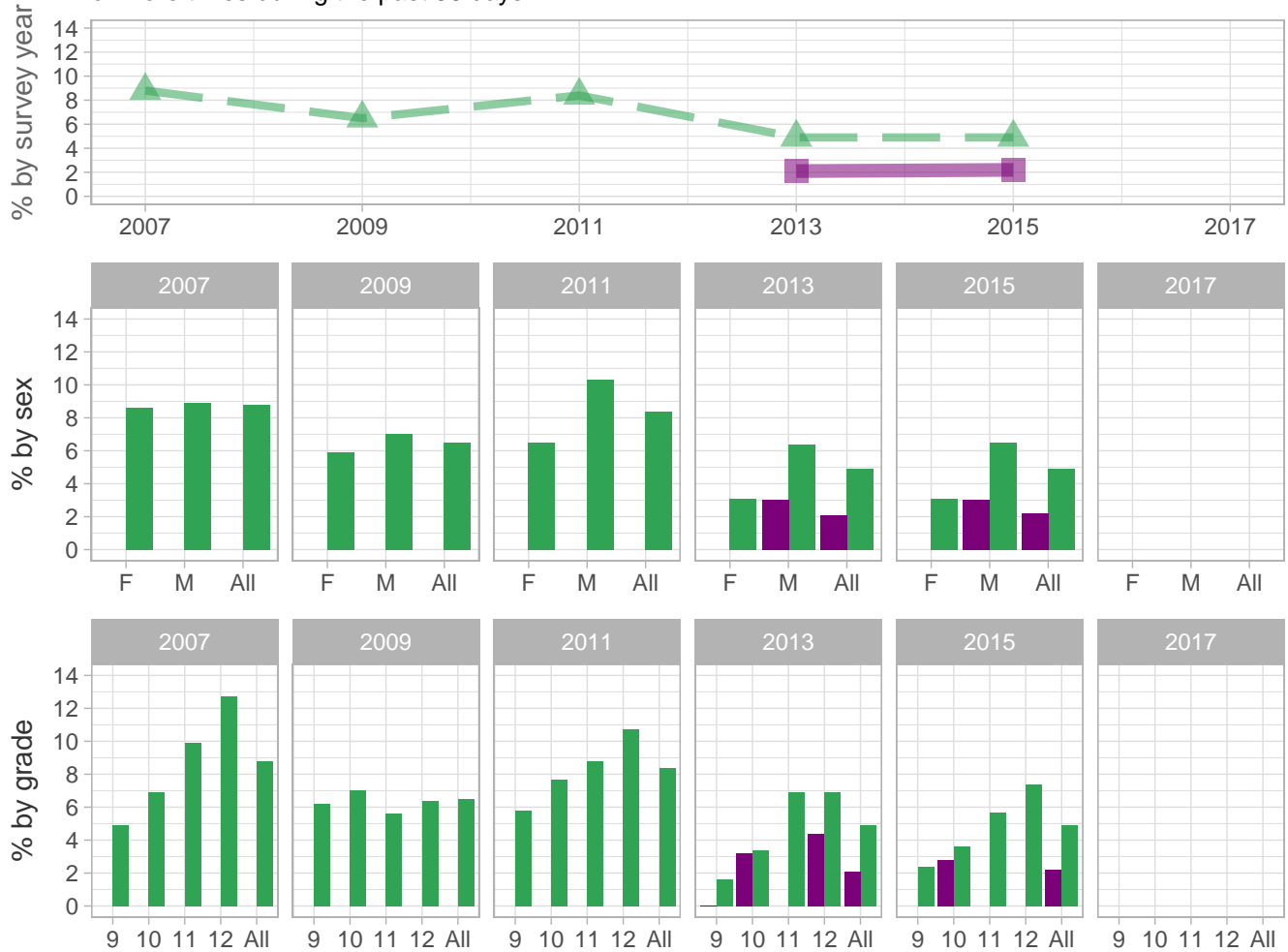
Number (n): Estimated number of students projected based on school enrollment data.

-: Data not available; \*: Suppressed due to small cell sizes.

 School
  Region
  NH

### Drug Use – Behaviors

Percent of students who used cocaine (any form of cocaine, such as powder, crack, or freebase) one or more times during the past 30 days



School-level by Sex and Grade

		2009(pct)	2011(pct)	2013(pct)	2015(pct)	2017(pct)	2017(n)
<b>By sex</b>	F	-	*	*	*	-	-
	M	-	*	3.0	3.0	-	-
<b>By grade</b>	9th	-	*	0.0	*	-	-
	10th	-	*	3.2	2.8	-	-
	11th	-	-	*	*	-	-
	12th	-	-	4.4	*	-	-
<b>All</b>	All	-	*	2.1	2.2	-	-

How the question was actually asked: During your life, how many times have you used any form of cocaine, including powder, crack, or freebase?; a: 0 times; b: 1 or 2 times; c: 3 to 9 times; d: 10 to 19 times; e: 20 to 39 times; f: 40 or more times;

Percent (pct): numerator: bcdef; denominator: abcdef; qid: 43; 2007q43; 2009q40; 2011q43; 2013q49; 2015q45; 2017q999;

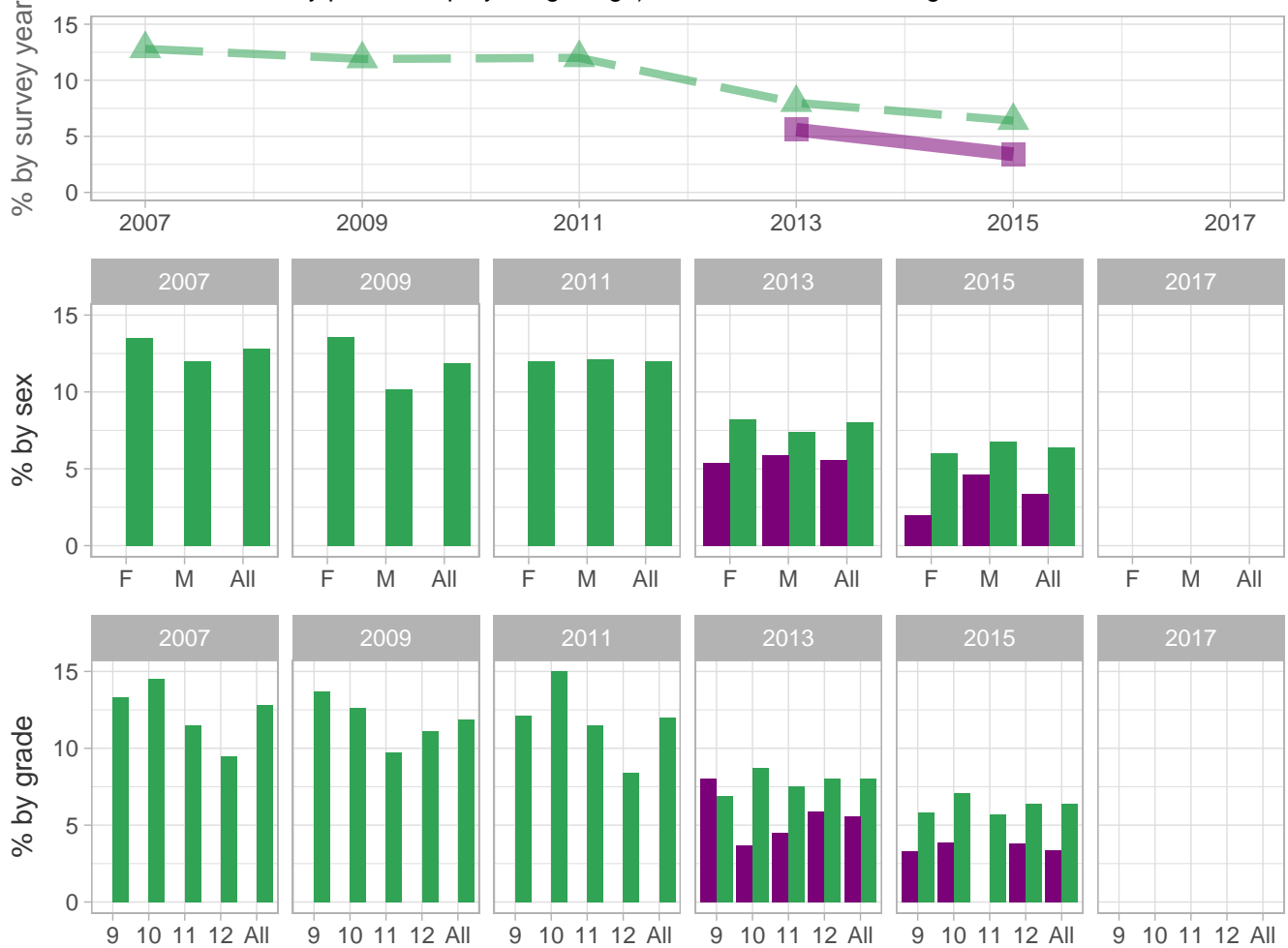
Number (n): Estimated number of students projected based on school enrollment data.

-: Data not available; \*: Suppressed due to small cell sizes.

 School
  Region
  NH

### Drug Use – Behaviors

Percent of students who ever used inhalants (sniffed glue, breathed the contents of aerosol spray cans, or inhaled any paints or sprays to get high) one or more times during their life



School-level by Sex and Grade

		2009(pct)	2011(pct)	2013(pct)	2015(pct)	2017(pct)	2017(n)
<b>By sex</b>	F	-	*	5.4	2.0	-	-
	M	-	*	5.9	4.6	-	-
<b>By grade</b>	9th	-	*	8.0	3.3	-	-
	10th	-	*	3.7	3.9	-	-
	11th	-	-	4.5	*	-	-
	12th	-	-	5.9	3.8	-	-
<b>All</b>	All	-	*	5.6	3.4	-	-

How the question was actually asked: During your life, how many times have you sniffed glue, breathed the contents of aerosol spray cans, or inhaled any paints or sprays to get high?; a: 0 times; b: 1 or 2 times; c: 3 to 9 times; d: 10 to 19 times; e: 20 to 39 times; f: 40 or more times;

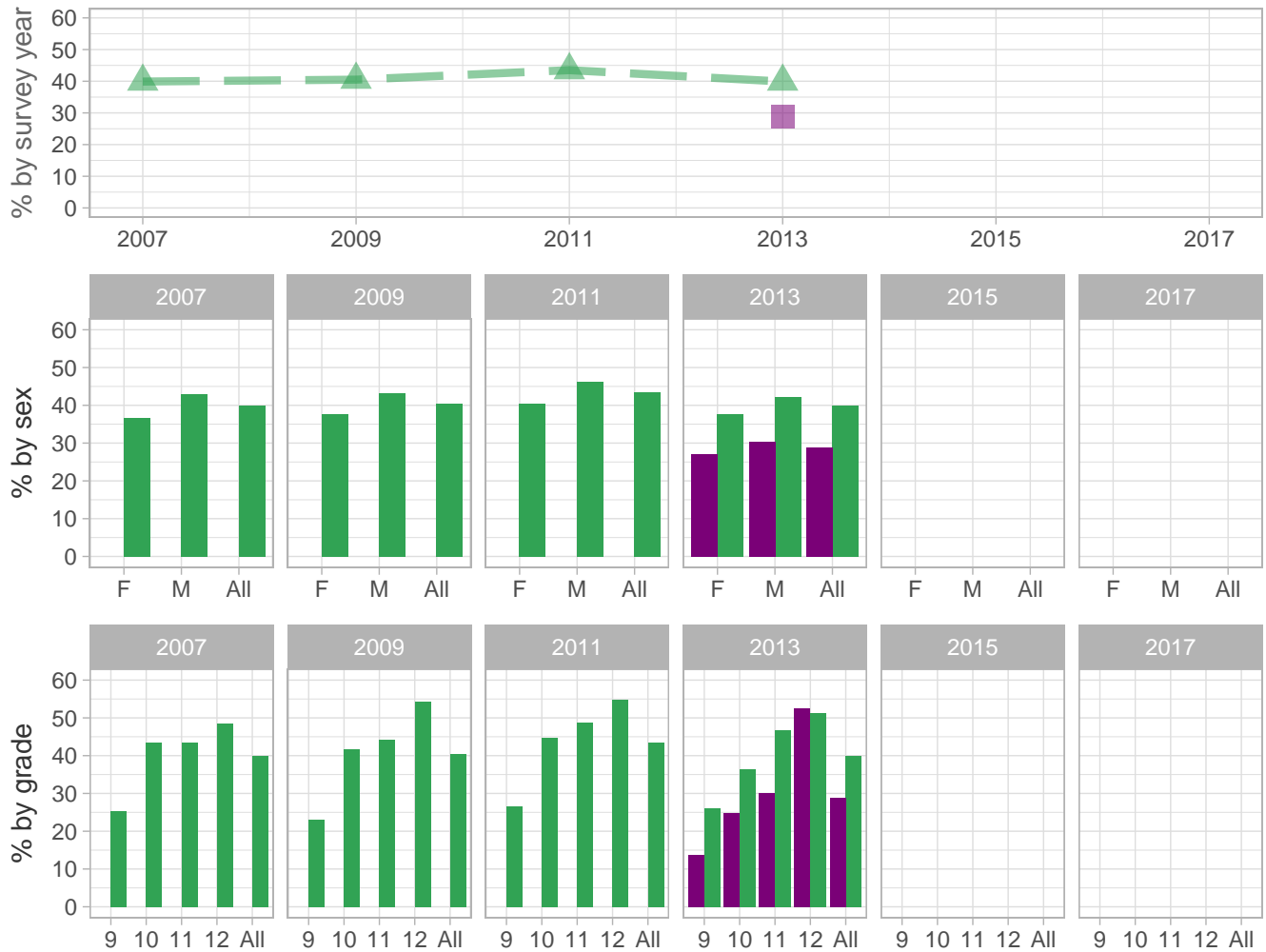
Percent (pct): numerator: bcdef; denominator: abcdef; qid: 45; 2007q45; 2009q46; 2011q49; 2013q50; 2015q46; 2017q999; Number (n): Estimated number of students projected based on school enrollment data.

-: Data not available; \*: Suppressed due to small cell sizes.

 School  Region  NH

## Drug Use – Behaviors

Percent of students who ever used marijuana one or more times during their life



School-level by Sex and Grade

		2009(pct)	2011(pct)	2013(pct)	2015(pct)	2017(pct)	2017(n)
By sex	F	-	*	27.2	-	-	-
	M	-	*	30.4	-	-	-
By grade	9th	-	*	13.7	-	-	-
	10th	-	*	24.7	-	-	-
	11th	-	-	30.1	-	-	-
	12th	-	-	52.6	-	-	-
All	All	-	*	28.9	-	-	-

How the question was actually asked: During your life, how many times have you used marijuana?; a: 0 times; b: 1 or 2 times; c: 3 to 9 times; d: 10 to 19 times; e: 20 to 39 times; f: 40 to 99 times; g: 100 or more times;

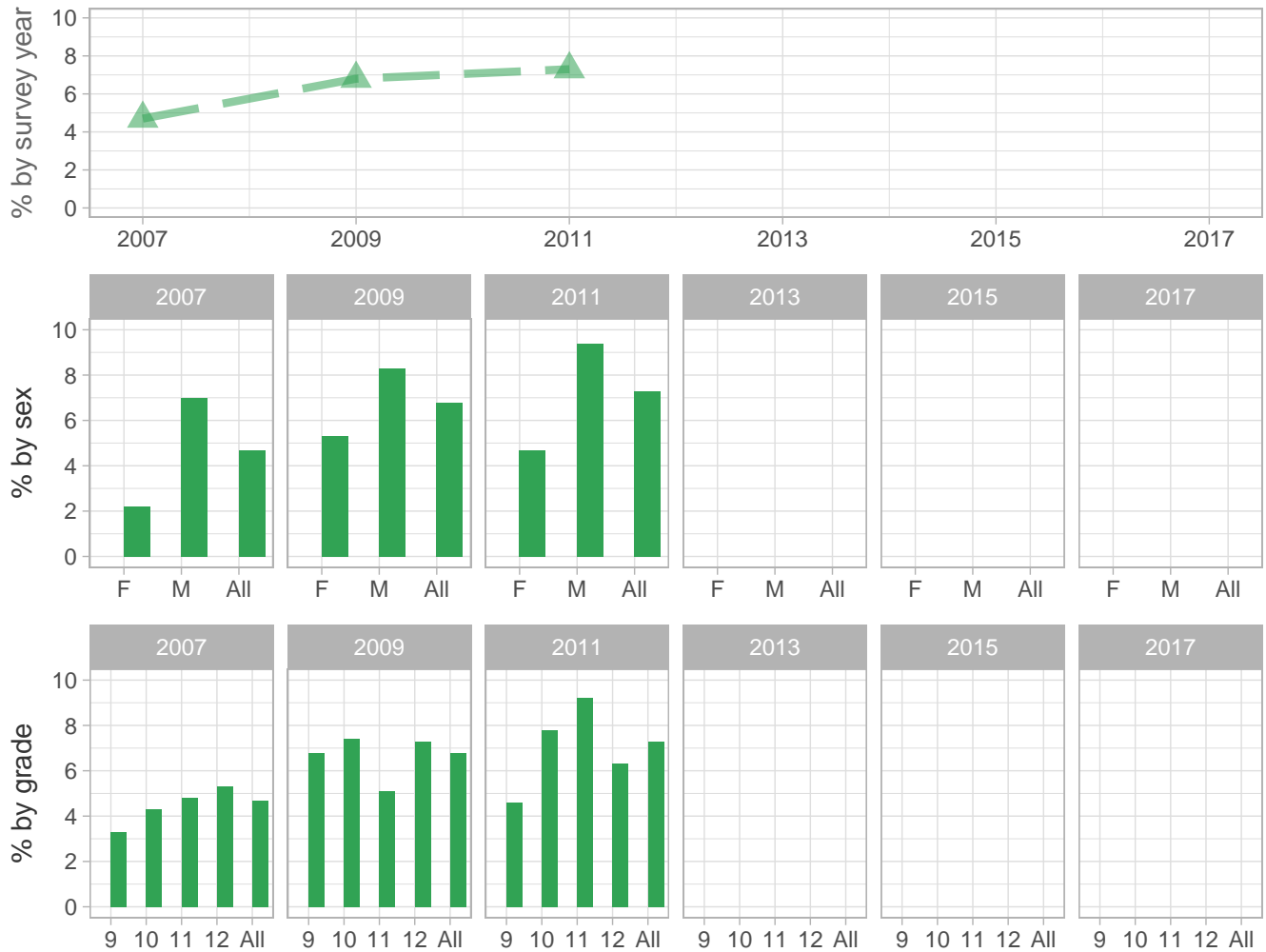
Percent (pct): numerator: bcdefg; denominator: abcdefg; qid: 39; 2007q39; 2009q36; 2011q39; 2013q45; 2015q999; 2017q999; Number (n): Estimated number of students projected based on school enrollment data.

-: Data not available; \*: Suppressed due to small cell sizes.

 School
  Region
  NH

## Drug Use – Behaviors

Percent of students who used marijuana on school property one or more times during the past 30 days



School-level by Sex and Grade

		2009(pct)	2011(pct)	2013(pct)	2015(pct)	2017(pct)	2017(n)
<b>By sex</b>	F	-	*	-	-	-	-
	M	-	*	-	-	-	-
<b>By grade</b>	9th	-	*	-	-	-	-
	10th	-	*	-	-	-	-
	11th	-	-	-	-	-	-
	12th	-	-	-	-	-	-
<b>All</b>	All	-	*	-	-	-	-

How the question was actually asked: During the past 30 days, how many times did you use marijuana on school property?; a: 0 times; b: 1 or 2 times; c: 3 to 9 times; d: 10 to 19 times; e: 20 to 39 times; f: 40 or more times;

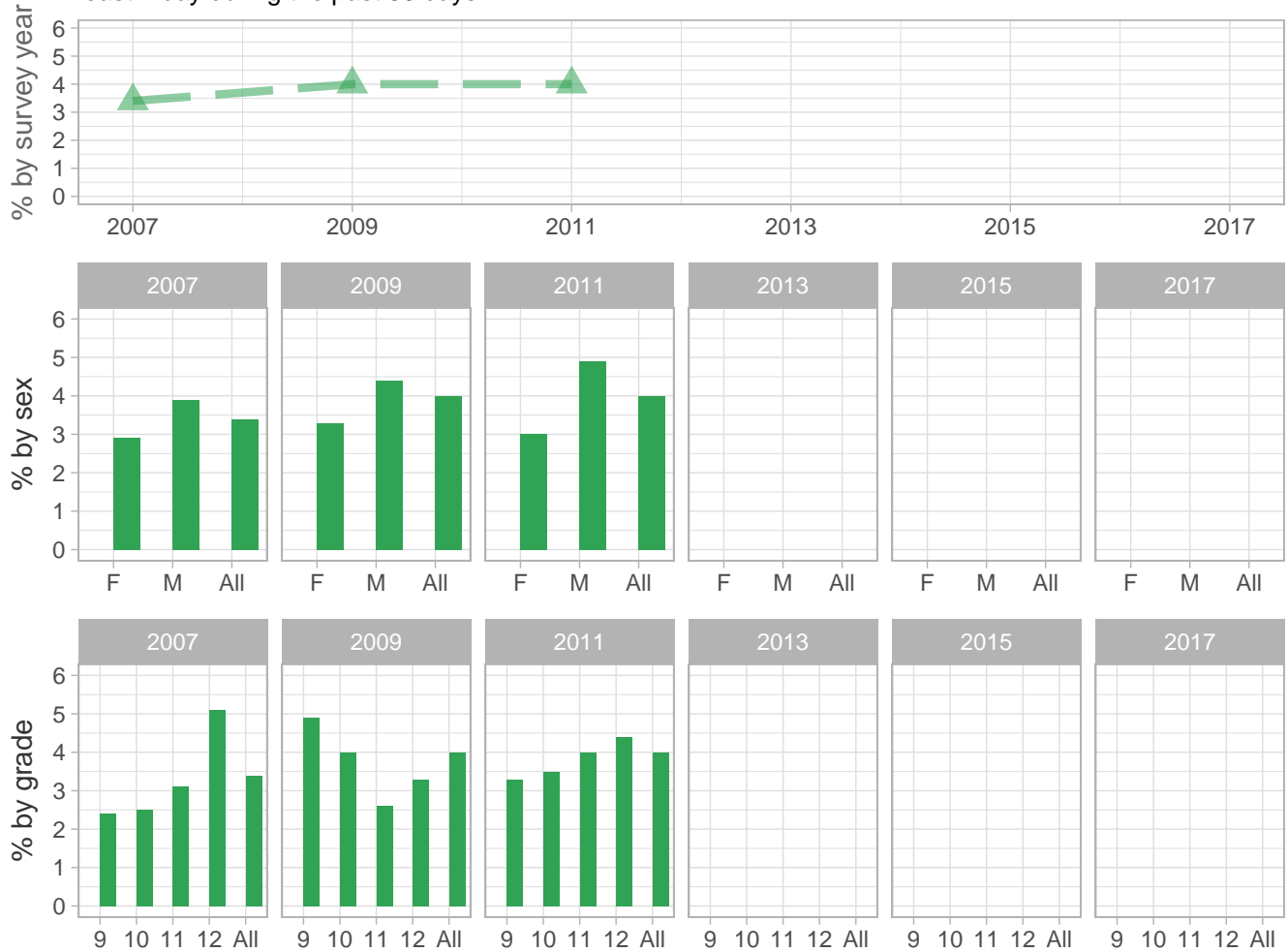
Percent (pct): numerator: bcdef; denominator: abcdef; qid: 42; 2007q42; 2009q39; 2011q42; 2013q999; 2015q999; 2017q999; Number (n): Estimated number of students projected based on school enrollment data.

-: Data not available; \*: Suppressed due to small cell sizes.

 School 
  Region 
  NH

### Drug Use – Behaviors

Percent of students who drank alcohol on school property (at least one drink of alcohol) on at least 1 day during the past 30 days



School-level by Sex and Grade

		2009(pct)	2011(pct)	2013(pct)	2015(pct)	2017(pct)	2017(n)
By sex	F	-	*	-	-	-	-
	M	-	*	-	-	-	-
By grade	9th	-	*	-	-	-	-
	10th	-	*	-	-	-	-
	11th	-	-	-	-	-	-
	12th	-	-	-	-	-	-
All	All	-	*	-	-	-	-

How the question was actually asked: During the past 30 days, how many times did you use any form of cocaine, including powder, crack, or freebase?; a: 0 times; b: 1 or 2 times; c: 3 to 9 times; d: 10 to 19 times; e: 20 to 39 times; f: 40 or more times;

Percent (pct): numerator: bcdef; denominator: abcdef; qid: 44; 2007q44; 2009q41; 2011q44; 2013q999; 2015q999; 2017q999; Number (n): Estimated number of students projected based on school enrollment data.

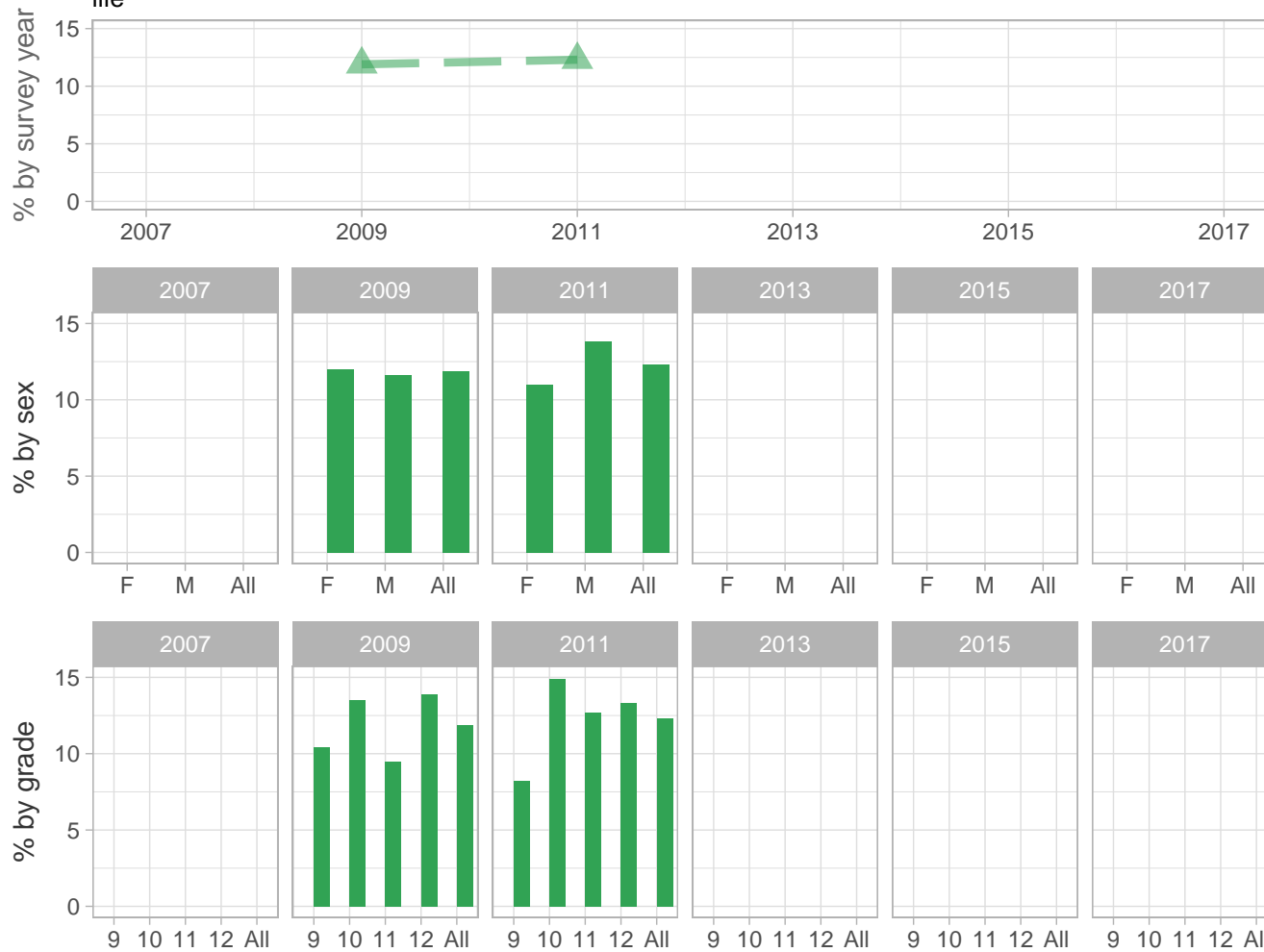
-: Data not available; \*: Suppressed due to small cell sizes.



 School
  Region
  NH

## Drug Use – Behaviors

Percent of students who ever took over-the-counter drugs to get high one or more times during their life



School-level by Sex and Grade

		2009(pct)	2011(pct)	2013(pct)	2015(pct)	2017(pct)	2017(n)
<b>By sex</b>	F	-	*	-	-	-	-
	M	-	*	-	-	-	-
<b>By grade</b>	9th	-	*	-	-	-	-
	10th	-	*	-	-	-	-
	11th	-	-	-	-	-	-
	12th	-	-	-	-	-	-
<b>All</b>	All	-	*	-	-	-	-

How the question was actually asked: During your life, how many times have you taken over-the-counter drugs to get high?; a: 0 times; b: 1 or 2 times; c: 3 to 9 times; d: 10 to 19 times; e: 20 to 39 times; f: 40 or more times;

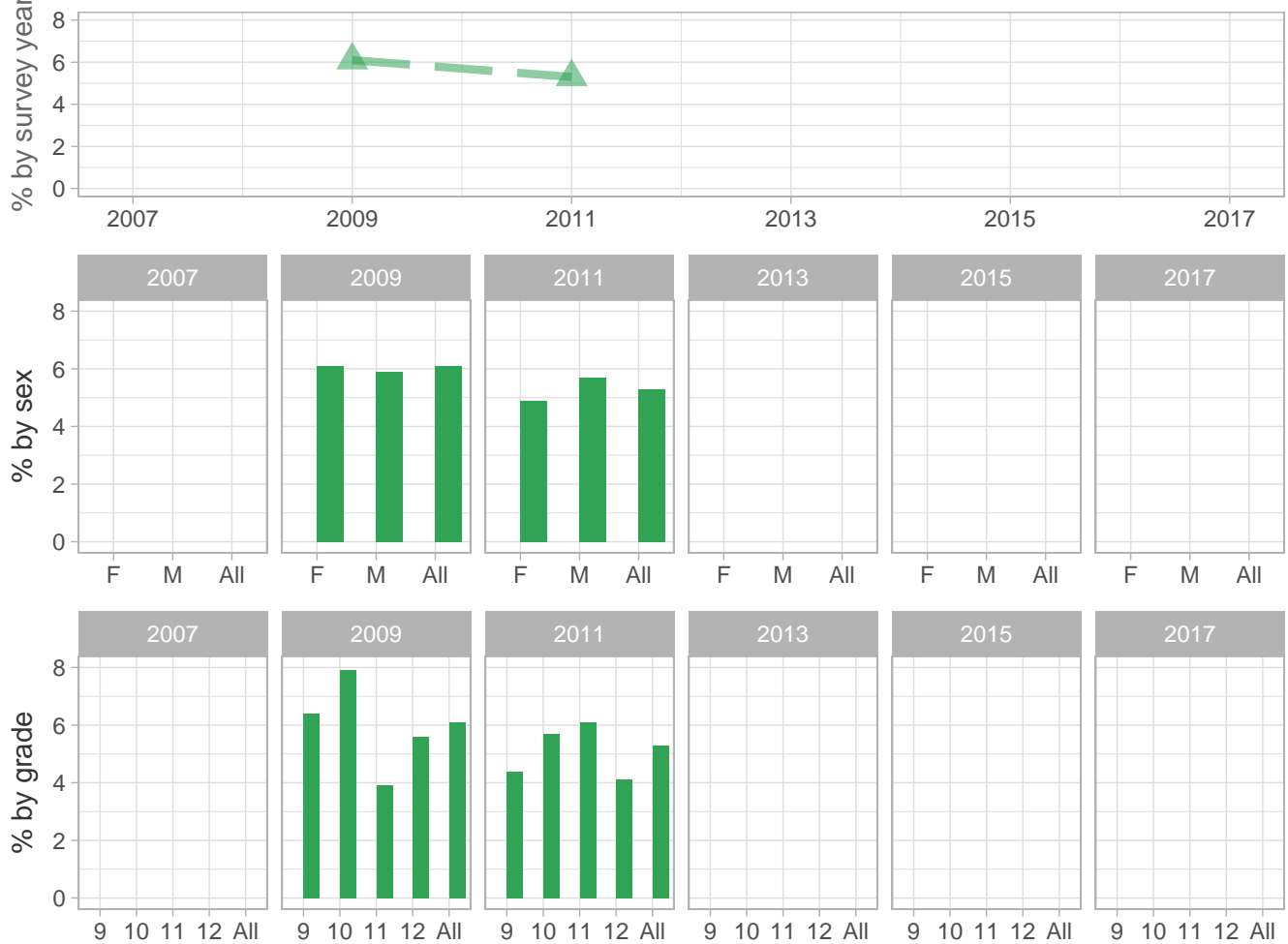
Percent (pct): numerator: bcdef; denominator: abcded; qid: 103; 2007q999; 2009q44; 2011q47; 2013q999; 2015q999; 2017q999; Number (n): Estimated number of students projected based on school enrollment data.

-: Data not available; \*: Suppressed due to small cell sizes.

 School 
  Region 
  NH

### Drug Use – Behaviors

Percent of students who took over-the-counter drugs to get high (one or more times) during the past 30 days



School-level by Sex and Grade

		2009(pct)	2011(pct)	2013(pct)	2015(pct)	2017(pct)	2017(n)
By sex	F	-	*	-	-	-	-
	M	-	*	-	-	-	-
By grade	9th	-	*	-	-	-	-
	10th	-	*	-	-	-	-
	11th	-	-	-	-	-	-
	12th	-	-	-	-	-	-
All	All	-	*	-	-	-	-

How the question was actually asked: During the past 30 days, how many times have you taken over-the-counter drugs to get high?; a: 0 times; b: 1 or 2 times; c: 3 to 9 times; d: 10 to 19 times; e: 20 to 39 times; f: 40 or more times;

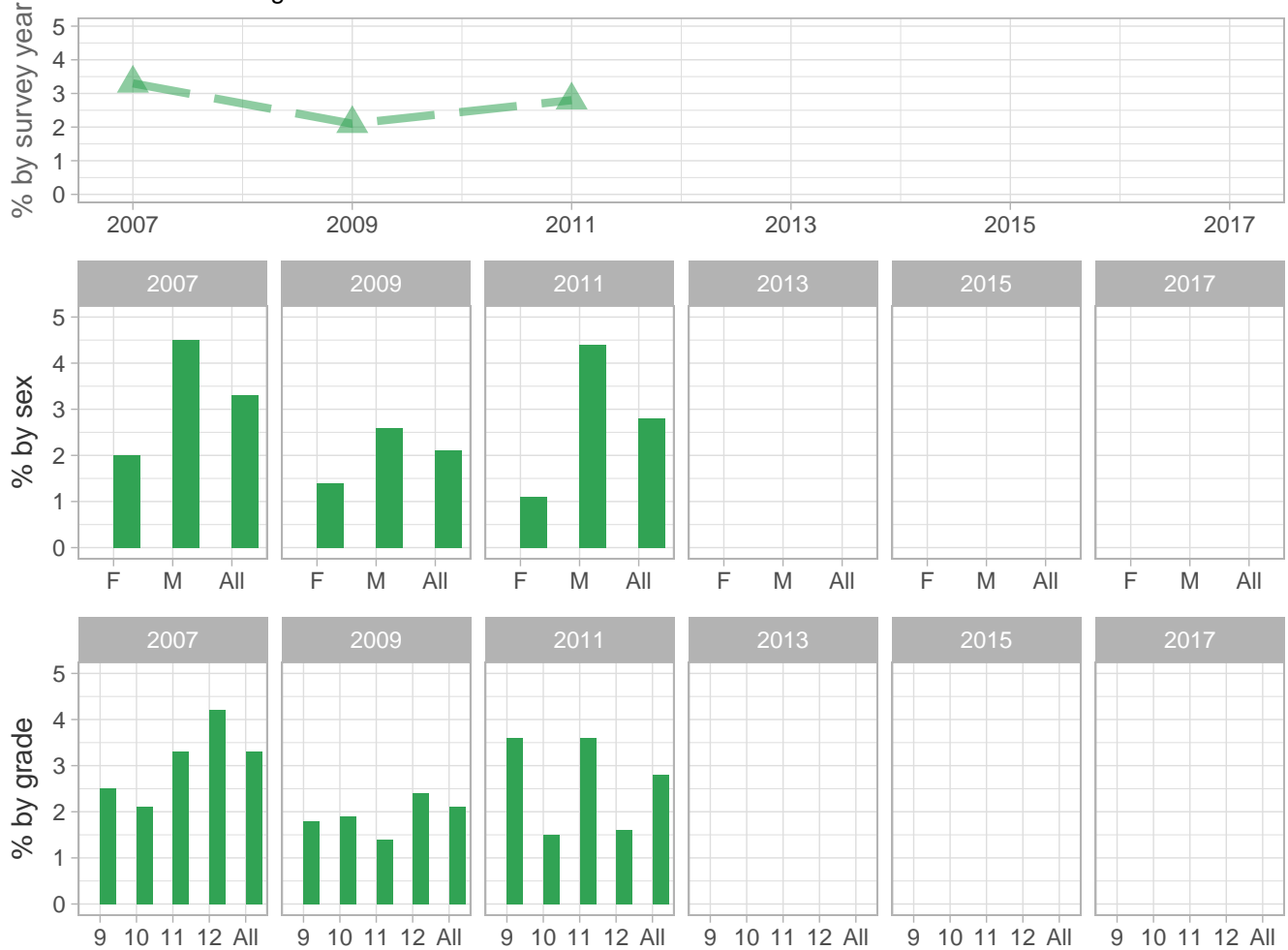
Percent (pct): numerator: bcdef; denominator: abcdef; qid: 104; 2007q999; 2009q45; 2011q48; 2013q999; 2015q999; 2017q999; Number (n): Estimated number of students projected based on school enrollment data.

-: Data not available; \*: Suppressed due to small cell sizes.

 School 
  Region 
  NH

### Drug Use – Behaviors

Percent of students who ever took steroids without a doctor's prescription (pills or shots) one or more times during their life



School-level by Sex and Grade

		2009(pct)	2011(pct)	2013(pct)	2015(pct)	2017(pct)	2017(n)
<b>By sex</b>	F	-	*	-	-	-	-
	M	-	*	-	-	-	-
<b>By grade</b>	9th	-	*	-	-	-	-
	10th	-	*	-	-	-	-
	11th	-	-	-	-	-	-
	12th	-	-	-	-	-	-
<b>All</b>	All	-	*	-	-	-	-

How the question was actually asked: During your life, how many times have you taken steroid pills or shots without a doctor's prescription?; a: 0 times; b: 1 or 2 times; c: 3 to 9 times; d: 10 to 19 times; e: 20 to 39 times; f: 40 or more times;

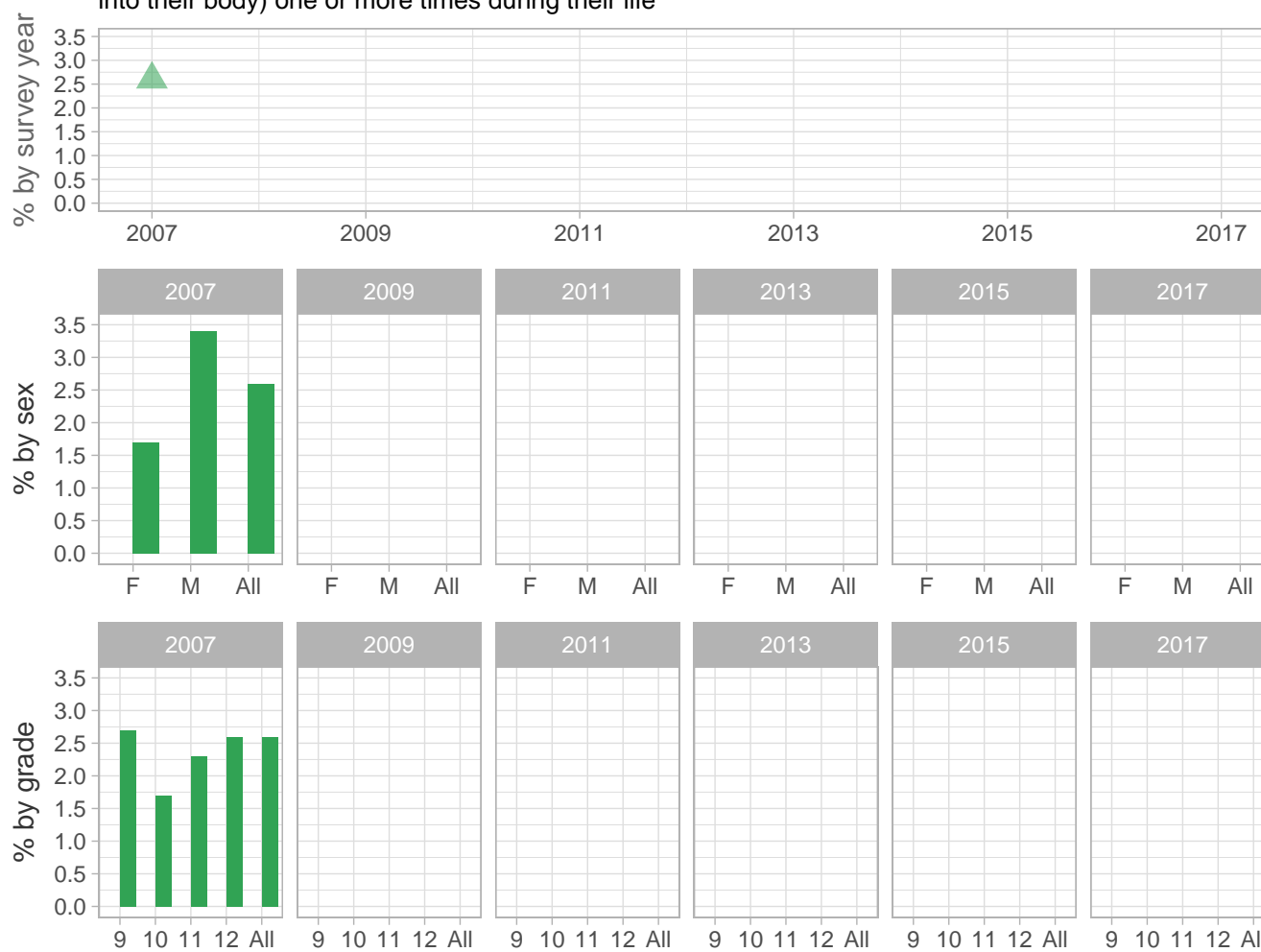
Percent (pct): numerator: bcdef; denominator: abcdef; qid: 49; 2007q49; 2009q50; 2011q53; 2013q999; 2015q999; 2017q999; Number (n): Estimated number of students projected based on school enrollment data.

-: Data not available; \*: Suppressed due to small cell sizes.

 School 
  Region 
  NH

### Drug Use – Behaviors

Percent of students who ever injected any illegal drug (used a needle to inject any illegal drug into their body) one or more times during their life



School-level by Sex and Grade

		2009(pct)	2011(pct)	2013(pct)	2015(pct)	2017(pct)	2017(n)
<b>By sex</b>	F	-	-	-	-	-	-
	M	-	-	-	-	-	-
<b>By grade</b>	9th	-	-	-	-	-	-
	10th	-	-	-	-	-	-
	11th	-	-	-	-	-	-
	12th	-	-	-	-	-	-
<b>All</b>	<b>All</b>	-	-	-	-	-	-

How the question was actually asked: During your life, how many times have you used a needle to inject any illegal drug into your body?; a: 0 times; b: 1 time; c: 2 or more times;

Percent (pct): numerator: bc; denominator: abc; qid: 50; 2007q50; 2009q999; 2011q999; 2013q999; 2015q999; 2017q999;

Number (n): Estimated number of students projected based on school enrollment data.

-: Data not available; \*: Suppressed due to small cell sizes.